

www.prvaudio.com

since
2006



PRO AUDIO CATALOG



THE PRO AUDIO SPEAKER COMPANY

6.5"



MODEL	MT6MR600CF-NDY-2	6MR600X-NDY	6MR500-NDY	6MR500CF-NDY-4	MT6CX580-NDY-4
SIZE / APPLICATION	6.5" MIDRANGE MR	6.5" MIDRANGE MR	6.5" MIDRANGE MR	6.5" MIDRANGE MR	6.5" COAXIAL CX
CONTINUOUS PROGRAM POWER (RMS)	600 Watts	600 Watts	500 Watts	500 Watts	500 Watts 80 Watts
SENSITIVITY (1W/1M)	96 dB	97.5 dB	96 dB	96 dB	95 dB 106 dB
FREQUENCY RANGE AT -10 dB	90 - 12,000 Hz	90 - 13,000 Hz	90 - 13,000 Hz	95 - 11,000 Hz	100 - 10 kHz 1300 - 20 kHz
REC. CROSSOVER POINT AT 12 dB/OCT	95 Hz	160 Hz	220 Hz	95 Hz	105 Hz 1800 Hz
AVAILABLE IMPEDANCE	2Ω	4Ω 8Ω	4Ω 8Ω	4Ω	4Ω 8Ω
MAGNET TYPE	Neodymium	Neodymium	Neodymium	Neodymium	Neodymium
WEIGHT	4.00 Lbs	4.63 Lbs	3.34 Lbs	3.85 Lbs	4.18 Lbs
MOUNTING DEPTH	2.87" (73 mm)	3.09" (78.5 mm)	2.91" (74 mm)	2.91" (74 mm)	3.93" (100 mm)

6.5"



MODEL	6MB550FT	6MB400	6MR400CF-4	MT6MR400CF-NDY-4 SLIM	6CX380-4 SLIM
SIZE / APPLICATION	6.5" MIDBASS MB	6.5" MIDBASS MB	6.5" MIDRANGE MR	6.5" MIDRANGE MR	6.5" COAXIAL CX
CONTINUOUS PROGRAM POWER (RMS)	550 Watts	400 Watts	400 Watts	400 Watts	380 Watts
SENSITIVITY (1W/1M)	94.5 dB	94 dB	95 dB	95 dB	96 dB
FREQUENCY RANGE AT -10 dB	85 - 7,500 Hz	95 - 7,500 Hz	120 - 12,000 Hz	120 - 12,000 Hz	100 - 20,000 Hz
REC. CROSSOVER POINT AT 12 dB/OCT	95 Hz	95 Hz	145 Hz	120 Hz	120 Hz
AVAILABLE IMPEDANCE	4Ω 8Ω	8Ω	4Ω	4Ω	4Ω
MAGNET TYPE	Ferrite	Ferrite	Ferrite	Neodymium	Ferrite
WEIGHT	5.95 Lbs	4.80 Lbs	4.20 Lbs	1.63 Lbs	3.85 Lbs
MOUNTING DEPTH	3.33" (84.5 mm)	2.75" (70 mm)	2.74" (69.5 mm)	2.22" (56.5 mm)	2.76" (70 mm)

6.5"



MODEL	6MR400-4 BULLET	6MR400-NDY-4 BULLET	6MR250B-4 SLIM	6MR200A	6MB200 v2
SIZE / APPLICATION	6.5" MIDRANGE MR	6.5" MIDRANGE MR	6.5" MIDRANGE MR	6.5" MIDRANGE MR	6.5" MIDBASS MB
CONTINUOUS PROGRAM POWER (RMS)	400 Watts	400 Watts	250 Watts	200 Watts	200 Watts
SENSITIVITY (1W/1M)	95 dB	95.5 dB	93.5 dB	94 dB	93.5 dB
FREQUENCY RANGE AT -10 dB	145 - 12,500 Hz	145 - 14,000 Hz	145 - 8,000 Hz	155 - 11,000 Hz	125 - 6,500 Hz
REC. CROSSOVER POINT AT 12 dB/OCT	145 Hz	145 Hz	145 Hz	150 Hz	125 Hz
AVAILABLE IMPEDANCE	4Ω	4Ω	4Ω	4Ω 8Ω	4Ω 8Ω
MAGNET TYPE	Ferrite	Neodymium	Ferrite	Ferrite	Ferrite
WEIGHT	4.81 Lbs	1.54 Lbs	3.53 Lbs	3.52 Lbs	3.30 Lbs
MOUNTING DEPTH	2.62" (66.5 mm)	2.68" (68 mm)	2.14" (54.5 mm)	2.24" (57 mm)	2.60" (66 mm)

6.5"



MODEL	6MR400SEAL PRO	6MR250SEAL	6FR200	6MB100-4
SIZE / APPLICATION	6.5" MIDRANGE MR	6.5" MIDRANGE MR	6.5" FULL RANGE FR	6.5" MIDBASS MB
CONTINUOUS PROGRAM POWER (RMS)	400 Watts	250 Watts	200 Watts	100 Watts
SENSITIVITY (1W/1M)	96 dB	95 dB	92.5 dB	90 dB
FREQUENCY RANGE AT -10 dB	400 - 10,000 Hz	400 - 6,000 Hz	80 - 20,000 Hz	90 - 10,000 Hz
REC. CROSSOVER POINT AT 12 dB/OCT	400 Hz	400 Hz	85 Hz	90 Hz
AVAILABLE IMPEDANCE	8Ω	8Ω	8Ω	4Ω
MAGNET TYPE	Ferrite	Ferrite	Ferrite	Ferrite
WEIGHT	5.64 Lbs	3.88 Lbs	2.78 Lbs	2.09 Lbs
MOUNTING DEPTH	3.04" (77 mm)	2.20" (56 mm)	2.81" (71.5 mm)	2.32" (59 mm)

6x9"



MODEL	69FR250-4	69CX380-4	69MR500-PhP-4	69MR500-4 BULLET	69MR500CF-NDY-4
SIZE / APPLICATION	6x9" FULL RANGE FR	6x9" COAXIAL CX	6x9" MIDRANGE MR	6x9" MIDRANGE MR	6x9" MIDRANGE MR
CONTINUOUS PROGRAM POWER (RMS)	250 Watts	380 Watts	500 Watts	500 Watts	500 Watts
SENSITIVITY (1W/1M)	94 dB	97 dB	97 dB	96 dB	96 dB
FREQUENCY RANGE AT -10 dB	75 - 18,000 Hz	90 - 20,000 Hz	500 - 12,000 Hz	150 - 12,500 Hz	100 - 13,000 Hz
REC. CROSSOVER POINT AT 12 dB/OCT	80 Hz	110 Hz	500 Hz	145 Hz	110 Hz
AVAILABLE IMPEDANCE	4Ω	4Ω	4Ω	4Ω	4Ω
MAGNET TYPE	Ferrite	Ferrite	Ferrite	Ferrite	Neodymium
WEIGHT	5.29 Lbs	4.07 Lbs	5.35 Lbs	4.40 Lbs	3.86 Lbs
MOUNTING DEPTH	3.58" (91 mm)	3.69" (93.7 mm)	3.54" (90 mm)	3.48" (88.5 mm)	3.39" (86 mm)

5" - 4" - 3"



MODEL	5MR450-NDY	4MR60-NDY-4	4MR60-4	3MR40-NDY-4
SIZE / APPLICATION	5" MIDRANGE MR	4" MIDRANGE MR	4" MIDRANGE MR	3" MIDRANGE MR
CONTINUOUS PROGRAM POWER (RMS)	450 Watts	60 Watts	60 Watts	40 Watts
SENSITIVITY (1W/1M)	94 dB	91 dB	90 dB	91 dB
FREQUENCY RANGE AT -10 dB	160 - 16,000 Hz	90 - 20,000 Hz	90 - 15,000 Hz	120 - 20,000 Hz
REC. CROSSOVER POINT AT 12 dB/OCT	290 Hz	120 Hz	190 Hz	160 Hz
AVAILABLE IMPEDANCE	4Ω 8Ω	4Ω	4Ω	4Ω
MAGNET TYPE	Neodymium	Neodymium	Ferrite	Neodymium
WEIGHT	2.65 Lbs	0.55 Lbs	1.15 Lbs	0.51 Lbs
MOUNTING DEPTH	2.60" (66 mm)	1.75" (44.5 mm)	2.20" (56 mm)	1.59" (40.5 mm)

8"



MODEL	8MB700FT-NDY	8MB700FT	MT8MB600CF-NDY-4	MT8MR600-NDY-4	8MR500CF-NDY-4
SIZE / APPLICATION	8" MIDBASS MB	8" MIDBASS MB	8" MIDBASS MB	8" MIDRANGE MR	8" MIDRANGE MR
CONTINUOUS PROGRAM POWER (RMS)	700 Watts	700 Watts	600 Watts	600 Watts	500 Watts
SENSITIVITY (1W/1M)	98 dB	97 dB	96 dB	98 dB	96 dB
FREQUENCY RANGE AT -10 dB	70 - 5,600 Hz	80 - 5,600 Hz	65 - 5,700 Hz	90 - 10,000 Hz	95 - 10,000 Hz
REC. CROSSOVER POINT AT 12 dB/OCT	95 Hz	95 Hz	80 Hz	110 Hz	85 Hz
AVAILABLE IMPEDANCE	4Ω 8Ω	8Ω	4Ω	4Ω	4Ω
MAGNET TYPE	Neodymium	Ferrite	Neodymium	Neodymium	Neodymium
WEIGHT	4.32 Lbs	9.38 Lbs	4.55 Lbs	4.40 Lbs	4.16 Lbs
MOUNTING DEPTH	3.66" (93 mm)	3.64" (92.5 mm)	3.52" (89.5 mm)	3.50" (88.5 mm)	3.34" (85 mm)

8"



MODEL	8MR600X-NDY	8MR600X	8MR500-NDY-4 BULLET	8MR500-4 BULLET	8MB500
SIZE / APPLICATION	8" MIDRANGE MR	8" MIDRANGE MR	8" MIDRANGE MR	8" MIDRANGE MR	8" MIDBASS MB
CONTINUOUS PROGRAM POWER (RMS)	600 Watts	600 Watts	500 Watts	500 Watts	500 Watts
SENSITIVITY (1W/1M)	98.5 dB	98 dB	97 dB	95 dB	95 dB
FREQUENCY RANGE AT -10 dB	95 - 10,500 Hz	85 - 8,500 Hz	95 - 20,000 Hz	95 - 20,000 Hz	75 - 7,500 Hz
REC. CROSSOVER POINT AT 12 dB/OCT	145 Hz	160 Hz	125 Hz	125 Hz	95 Hz
AVAILABLE IMPEDANCE	8Ω	4Ω 8Ω	4Ω	4Ω	4Ω 8Ω
MAGNET TYPE	Neodymium	Ferrite	Neodymium	Ferrite	Ferrite
WEIGHT	5.00 Lbs	7.04 Lbs	2.20 Lbs	5.18 Lbs	5.55 Lbs
MOUNTING DEPTH	3.45" (87.6 mm)	3.75" (95.5 mm)	3.13" (79.5 mm)	3.19" (81 mm)	3.35" (85 mm)

8"



MODEL	8MR450A	8MR450CF-4	MT8MR400CF-NDY-4 SLIM	8MR400B-4 SLIM	8MR400
SIZE / APPLICATION	8" MIDRANGE MR	8" MIDRANGE MR	8" MIDRANGE MR	8" MIDRANGE MR	8" MIDRANGE MR
CONTINUOUS PROGRAM POWER (RMS)	450 Watts	450 Watts	400 Watts	400 Watts	400 Watts
SENSITIVITY (1W/1M)	96 dB	96 dB	95 dB	93.5 dB	96 dB
FREQUENCY RANGE AT -10 dB	80 - 9,500 Hz	95 - 10,000 Hz	110 - 13,500 Hz	95 - 7,500 Hz	90 - 7,500 Hz
REC. CROSSOVER POINT AT 12 dB/OCT	140 Hz	125 Hz	120 Hz	125 Hz	125 Hz
AVAILABLE IMPEDANCE	8Ω	4Ω	4Ω	4Ω	8Ω
MAGNET TYPE	Ferrite	Ferrite	Neodymium	Ferrite	Ferrite
WEIGHT	4.63 Lbs	4.63 Lbs	2.07 Lbs	5.10 Lbs	4.85 Lbs
MOUNTING DEPTH	3.21" (81.5 mm)	3.21" (81.5 mm)	2.50" (63.5 mm)	2.68" (68 mm)	3.27" (83 mm)

8"



MODEL	8MR500SEAL PRO	8MB450 v2	8CX380-4 SLIM	8FR250
SIZE / APPLICATION	8" MIDRANGE MR	8" MIDBASS MB	8" COAXIAL CX	8" FULL RANGE FR
CONTINUOUS PROGRAM POWER (RMS)	500 Watts	450 Watts	380 Watts	250 Watts
SENSITIVITY (1W/1M)	97 dB	93.5 dB	97 dB	93.5 dB
FREQUENCY RANGE AT -10 dB	400 - 7,500 Hz	75 - 7,500 Hz	100 - 20,000 Hz	50 - 18,000 Hz
REC. CROSSOVER POINT AT 12 dB/OCT	400 Hz	120 Hz	110 Hz	75 Hz
AVAILABLE IMPEDANCE	8Ω	4Ω 8Ω	4Ω	8Ω
MAGNET TYPE	Ferrite	Ferrite	Ferrite	Ferrite
WEIGHT	6.40 Lbs	4.10 Lbs	4.30 Lbs	5.53 Lbs
MOUNTING DEPTH	3.09" (78.5 mm)	3.37" (85 mm)	2.93" (74.5 mm)	3.33" (84.5 mm)

10"



MODEL	10MR2000-NDY	10MR1200X	10MR1000 PRO	10W1000-NDY	10MB1000FT
SIZE / APPLICATION	10" MIDRANGE MR	10" MIDRANGE MR	10" MIDRANGE MR	10" WOOFER W	10" MIDBASS MB
CONTINUOUS PROGRAM POWER (RMS)	2000 Watts	1200 Watts	1000 Watts	1000 Watts	1000 Watts
SENSITIVITY (1W/1M)	99 dB	101 dB	100 dB	98 dB	97.5 dB
FREQUENCY RANGE AT -10 dB	90 - 6,500 Hz	80 - 6,000 Hz	75 - 6,000 Hz	55 - 5,500 Hz	75 - 7,000 Hz
REC. CROSSOVER POINT AT 12 dB/OCT	160 Hz	150 Hz	150 Hz	80 Hz	120 Hz
AVAILABLE IMPEDANCE	8Ω	8Ω	8Ω	4Ω 8Ω	8Ω
MAGNET TYPE	Neodymium	Ferrite	Ferrite	Neodymium	Ferrite
WEIGHT	12.78 Lbs	19.18 Lbs	15.65 Lbs	8.38 Lbs	15.00 Lbs
MOUNTING DEPTH	5.08" (129 mm)	4.45" (113 mm)	4.31" (109.5 mm)	4.49" (114 mm)	4.40" (111.5 mm)

10"



MODEL	10MR800 PRO	10MB800FT	10MR650A	10W650A	10FR300
SIZE / APPLICATION	10" MIDRANGE MR	10" MIDBASS MB	10" MIDRANGE MR	10" WOOFER W	10" FULL RANGE FR
CONTINUOUS PROGRAM POWER (RMS)	800 Watts	800 Watts	650 Watts	650 Watts	300 Watts
SENSITIVITY (1W/1M)	98.5 dB	99 dB	97.5 dB	97 dB	100 dB
FREQUENCY RANGE AT -10 dB	100 - 6,500 Hz	65 - 6,500 Hz	80 - 6,500 Hz	75 - 5,500 Hz	50 - 14,000 Hz
REC. CROSSOVER POINT AT 12 dB/OCT	145 Hz	120 Hz	140 Hz	150 Hz	65 Hz
AVAILABLE IMPEDANCE	8Ω	8Ω	4Ω 8Ω	4Ω 8Ω	8Ω
MAGNET TYPE	Ferrite	Ferrite	Ferrite	Ferrite	Ferrite
WEIGHT	15.65 Lbs	11.01 Lbs	10.40 Lbs	10.49 Lbs	7.21 Lbs
MOUNTING DEPTH	4.60" (116.7 mm)	4.09" (104 mm)	3.90" (99 mm)	4.30" (110 mm)	4.17" (106 mm)

8" LOUDSPEAKERS

10" LOUDSPEAKERS

5

MOTO SERIES

High Performance PRO Audio Line
dedicated to Motorsports Installations

MOTO SERIES



MT SERIES - MOTO

MT SERIES - MOTO

6

Loudspeakers



MODEL	MT6MR600CF-NDY-2	MT6MR400CF-NDY-4 SLIM	MT8MR600-NDY-4	MT8MB600CF-NDY-4	MT8MR400CF-NDY-4 SLIM
SIZE / APPLICATION	6.5" MIDRANGE MR	6.5" MIDRANGE MR	8" MIDRANGE MR	8" MIDBASS MB	8" MIDRANGE MR
CONTINUOUS PROGRAM POWER (RMS)	600 Watts	400 Watts	600 Watts	600 Watts	400 Watts
SENSITIVITY (1W/1M)	96 dB	95 dB	98 dB	96 dB	95 dB
FREQUENCY RANGE AT -10 dB	90 - 12,000 Hz	120 - 12,000 Hz	90 - 10,000 Hz	65 - 5,700 Hz	110 - 13,500 Hz
REC. CROSSOVER POINT AT 12 dB/OCT	95 Hz	120 Hz	110 Hz	80 Hz	120 Hz
AVAILABLE IMPEDANCE	2Ω	4Ω	4Ω	4Ω	4Ω
MAGNET TYPE	Neodymium	Neodymium	Neodymium	Neodymium	Neodymium
WEIGHT	4.00 Lbs	1.63 Lbs	4.40 Lbs	4.55 Lbs	2.07 Lbs
MOUNTING DEPTH	2.87" (73 mm)	2.22" (56.5 mm)	3.52" (88.5 mm)	3.52" (89.5 mm)	2.50" (63.5 mm)

Woofers



MODEL	MT10W1200-NDY-4
SIZE / APPLICATION	10" WOOFER W
CONTINUOUS PROGRAM POWER (RMS)	1200 Watts
SENSITIVITY (1W/1M)	97 dB
FREQUENCY RANGE AT -10 dB	40 - 4,000 Hz
REC. CROSSOVER POINT AT 12 dB/OCT	65 Hz
AVAILABLE IMPEDANCE	4Ω
MAGNET TYPE	Neodymium
WEIGHT	8.38 Lbs
MOUNTING DEPTH	4.49" (114 mm)

Subwoofers



MODEL	MT8SW800 D4	MT10SW1000 D4
SIZE / APPLICATION	8" SUBWOOFER SW	10" SUBWOOFER SW
CONTINUOUS PROGRAM POWER (RMS)	800 Watts	1000 Watts
SENSITIVITY (1W/1M)	81 dB	86 dB
XMAX	14 mm	14 mm
AVAILABLE IMPEDANCE	4 + 4 Ω	4 + 4 Ω
MAGNET TYPE	Ferrite	Ferrite
WEIGHT	8.71 Lbs	12.01 Lbs
MOUNTING DEPTH	4.01" (102 mm)	4.55" (115.5 mm)

Tweeters



MODEL	MT2.2TWB-4	MT2.2TWC-4	MT2.7TWB-4
SIZE / APPLICATION	SUPER TWEETER	SUPER TWEETER	SUPER TWEETER
CONTINUOUS PROGRAM POWER (RMS)	120 Watts	120 Watts	140 Watts
SENSITIVITY (1W/1M)	107 dB	107 dB	107 dB
FREQUENCY RANGE AT -10 dB	4,500 - 20,000 Hz	4,500 - 20,000 Hz	4,000 - 20,000 Hz
REC. CROSSOVER POINT AT 12 dB/OCT	6,000 Hz	6,000 Hz	5,000 Hz
VOICE COIL DIAMETER	1.0"	1.0"	1.4"
NOMINAL IMPEDANCE	4Ω	4Ω	4Ω
DIAPHRAGM TYPE	Titanium	Titanium	Titanium
WEIGHT	1.10 Lbs	1.10 Lbs	1.59 Lbs
MOUNTING DEPTH	1.62" / 1.82"	1.62" / 1.82"	1.75" / 1.95"

Coaxials



MODEL	MT6CX580-NDY-4
SIZE / APPLICATION	6.5" COAXIAL CX
FREQUENCY	LOW FREQ. HIGH FREQ.
CONTINUOUS PROGRAM POWER (RMS)	500 80
SENSITIVITY (1W/1M)	95 dB 106 dB
FREQUENCY RANGE AT -10 dB	100 - 10 kHz 1300 - 20 kHz
REC. CROSSOVER POINT AT 12 dB/OCT	105 Hz 1800 Hz
AVAILABLE IMPEDANCE	4Ω 8Ω
MAGNET TYPE	Neodymium
WEIGHT	4.18 Lbs
MOUNTING DEPTH	3.93" (100 mm)

RS SERIES

RS Series brings new products designed and developed specifically for the car audio market, where you can find high-fidelity sound and performance for your everyday system.

Coaxials



MODEL	RS65-CX	RS69-CX
SIZE / APPLICATION	6.5" COAXIAL CX	6x9" COAXIAL CX
CONTINUOUS PROGRAM POWER (RMS)	80 Watts	100 Watts
SENSITIVITY (1W/1M)	90 dB	90 dB
FREQUENCY RANGE AT -10 dB	45 - 20,000 Hz	40 - 20,000 Hz
AVAILABLE IMPEDANCE	4Ω	4Ω
MAGNET TYPE	Ferrite	Ferrite
WEIGHT	2.53 Lbs	3.74 Lbs
MOUNTING DEPTH	2.40" (61 mm)	3.43" (87 mm)

Subwoofers



MODEL	RS65-SUBD4	RS8-SUBD4
SIZE / APPLICATION	6.5" SUBWOOFER SW	8" SUBWOOFER SW
CONTINUOUS PROGRAM POWER (RMS)	300 Watts	500 Watts
SENSITIVITY (1W/1M)	81.5 dB	84 dB
FS (FREE AIR RESONANCE)	64 Hz	53 Hz
XMAX	8.75 mm	14.5 mm
AVAILABLE IMPEDANCE	4 + 4 Ω	4 + 4 Ω
MAGNET TYPE	Ferrite	Ferrite
WEIGHT	7.27 Lbs	17.78 Lbs
MOUNTING DEPTH	3.54" (90 mm)	4.96" (126 mm)

Subwoofers



MODEL	RS10-SUBD4	RS12-SUBD4
SIZE / APPLICATION	10" SUBWOOFER SW	12" SUBWOOFER SW
CONTINUOUS PROGRAM POWER (RMS)	1000 Watts	1000 Watts
SENSITIVITY (1W/1M)	84 dB	85 dB
FS (FREE AIR RESONANCE)	48 Hz	42 Hz
XMAX	17.5 mm	17.5 mm
AVAILABLE IMPEDANCE	4 + 4 Ω	4 + 4 Ω
MAGNET TYPE	Ferrite	Ferrite
WEIGHT	21.27 Lbs	21.56 Lbs
MOUNTING DEPTH	6.61" (168 mm)	6.77" (172 mm)

12"



MODEL	12SW6000BP-2	12MR2000-NDY	12MR2000	12MR2000X v2
SIZE / APPLICATION	12" SUBWOOFER SW	12" MIDRANGE MR	12" MIDRANGE MR	12" MIDRANGE MR
CONTINUOUS PROGRAM POWER (RMS)	6000 Watts	2000 Watts	2000 Watts	2000 Watts
SENSITIVITY (1W/1M)	92.5 dB	98 dB	97 dB	100 dB
FREQUENCY RANGE AT -10 dB	75 - 2,500 Hz	68 - 4,800 Hz	72 - 5,000 Hz	100 - 5,300 Hz
REC. CROSSOVER POINT AT 12 dB/OCT	70 Hz at BT24	145 Hz	145 Hz	160 Hz
AVAILABLE IMPEDANCE	2Ω	8Ω	8Ω	8Ω
MAGNET TYPE	Ferrite	Neodymium	Ferrite	Ferrite
WEIGHT	45.20 Lbs	13.93 Lbs	23.04 Lbs	26.65 Lbs
MOUNTING DEPTH	6.67" (126 mm)	5.51" (140 mm)	5.47" (139 mm)	4.48" (114 mm)

12"



MODEL	12W2000	12W1600	12MB1500FT	12MR1200X
SIZE / APPLICATION	12" WOOFER W	12" WOOFER W	12" MIDBASS MB	12" MIDRANGE MR
CONTINUOUS PROGRAM POWER (RMS)	2000 Watts	1600 Watts	1500 Watts	1200 Watts
SENSITIVITY (1W/1M)	94 dB	94 dB	98.5 dB	101.5 dB
FREQUENCY RANGE AT -10 dB	50 - 2,200 Hz	55 - 2,500 Hz	75 - 5,000 Hz	70 - 6,500 Hz
REC. CROSSOVER POINT AT 12 dB/OCT	60 Hz	60 Hz	90 Hz	120 Hz
AVAILABLE IMPEDANCE	8Ω	8Ω	8Ω	8Ω
MAGNET TYPE	Ferrite	Ferrite	Ferrite	Ferrite
WEIGHT	31.52 Lbs	24.22 Lbs	16.32 Lbs	20.72 Lbs
MOUNTING DEPTH	6.02" (153 mm)	5.51" (140 mm)	5.24" (133 mm)	4.76" (121 mm)

12"



MODEL	12MR1000 PRO	12MB1000FT	12W800A	12W750A
SIZE / APPLICATION	12" MIDRANGE MR	12" MIDBASS MB	12" WOOFER W	12" WOOFER W
CONTINUOUS PROGRAM POWER (RMS)	1000 Watts	1000 Watts	800 Watts	750 Watts
SENSITIVITY (1W/1M)	99 dB	97.5 dB	97 dB	97 dB
FREQUENCY RANGE AT -10 dB	70 - 6,500 Hz	70 - 3,200 Hz	55 - 5,800 Hz	60 - 5,500 Hz
REC. CROSSOVER POINT AT 12 dB/OCT	125 Hz	110 Hz	115 Hz	200 Hz
AVAILABLE IMPEDANCE	8Ω	4Ω 8Ω	8Ω	8Ω
MAGNET TYPE	Ferrite	Ferrite	Ferrite	Ferrite
WEIGHT	16.30 Lbs	16.80 Lbs	10.80 Lbs	10.85 Lbs
MOUNTING DEPTH	5.12" (130 mm)	5.20" (132 mm)	4.96" (126 mm)	5.12" (130 mm)

15"



MODEL	155W2000	15W1800	15W1600	15W1000 v2
SIZE / APPLICATION	15" SUBWOOFER SW	15" WOOFER W	15" WOOFER W	15" WOOFER W
CONTINUOUS PROGRAM POWER (RMS)	2000 Watts	1800 Watts	1600 Watts	1000 Watts
SENSITIVITY (1W/1M)	96 dB	96.5 dB	97 dB	97 dB
FREQUENCY RANGE AT -10 dB	45 - 2,300 Hz	48 - 2,500 Hz	55 - 2,500 Hz	40 - 4,000 Hz
REC. CROSSOVER POINT AT 12 dB/OCT	50 Hz	55 Hz	75 Hz	80 Hz
AVAILABLE IMPEDANCE	8Ω	8Ω	8Ω	8Ω
MAGNET TYPE	Ferrite	Ferrite	Ferrite	Ferrite
WEIGHT	25.90 Lbs	26.45 Lbs	24.71 Lbs	12.20 Lbs
MOUNTING DEPTH	7.11" (180.5 mm)	7.11" (180.5 mm)	5.51" (140 mm)	5.82" (148 mm)

18"



MODEL	185W3600	185W2400
SIZE / APPLICATION	18" SUBWOOFER SW	18" SUBWOOFER SW
CONTINUOUS PROGRAM POWER (RMS)	3600 Watts	2400 Watts
SENSITIVITY (1W/1M)	97 dB	96 dB
FREQUENCY RANGE AT -10 dB	35 - 1,300 Hz	45 - 2,200 Hz
REC. CROSSOVER POINT AT 12 dB/OCT	45 Hz	50 Hz
AVAILABLE IMPEDANCE	8Ω	8Ω
MAGNET TYPE	Ferrite	Ferrite
WEIGHT	31.96 Lbs	28 Lbs
MOUNTING DEPTH	7.64" (194 mm)	8.23" (209 mm)

Special reinforced models for car audio systems.

Reinforced 18/21"



MODEL	18X-2	21X-1	215W4000-NDY-2
SIZE / APPLICATION	18" SUBWOOFER SW	21" SUBWOOFER SW	21" SUBWOOFER SW
CONTINUOUS PROGRAM POWER (RMS)	4000 Watts	5000 Watts	4000 Watts
AVAILABLE IMPEDANCE	2Ω	1Ω	2Ω
MAGNET TYPE	Neodymium	Neodymium	Neodymium
WEIGHT	29.85 Lbs	54 Lbs	30.20 Lbs
MOUNTING DEPTH	9.43" (239.5 mm)	10.4" (264 mm)	9.64" (245 mm)

15" LOUDSPEAKERS

18" / 21" SUBWOOFERS

9

Amplifiers



MDX Series - Mini Amplifier

Designed for high performance systems that require high power output but have very little space to spare, the MDX Series amplifiers features exclusive and patented technologies that ensure a high definition sound quality in the most compact and reliable design.

MDX SERIES MINI AMPLIFIER 1 Channel



MODEL	MDX1800.1 1Ω	MDX1800.1 2Ω	MDX2500.1 1Ω
CHANNELS	1	1	1
RMS POWER AT 1 OHM 14V	1x 1800 Watts	---	1x 2600 Watts
RMS POWER AT 2 OHM 14V	1x 1100 Watts	1x 1800 Watts	1x 1850 Watts
RMS POWER AT 4 OHMS 14V	---	1x 1100 Watts	---
SUPPLY VOLTAGE	9-16 Volts		8-16 Volts
FREQUENCY RESPONSE	10 - 25,000 Hz		10 - 25,000 Hz
DIMENSIONS (W x D x H)	6.60" x 5.90" x 2.60"		8.50" x 5.90" 2.60"
WEIGHT	2.85 Lbs		4.05 Lbs

MDX SERIES MINI AMPLIFIER 2 Channel



MODEL	MDX1200.2 1Ω	MDX1200.2 2Ω	MDX2000.2 2Ω
CHANNELS	2	2	2
RMS POWER AT 1 OHM 14V	2x 600 Watts	---	---
RMS POWER AT 2 OHM 14V	2x 380 Watts	2x 600 Watts	2x 1000 Watts
RMS POWER AT 4 OHMS 14V	---	2x 400 Watts	2x 660 Watts
BRIDGED RMS POWER AT 4 OHMS 14V	---	1x 1200 Watts	1x 2000 Watts
BRIDGED RMS POWER AT 2 OHMS 14V	1x 1200 Watts	---	---
SUPPLY VOLTAGE	8-16 Volts		8-16 Volts
FREQUENCY RESPONSE	10 - 20,000 Hz		10 - 22,000 Hz
DIMENSIONS (W x D x H)	6.50" x 5.90" x 2.60"		8.50" x 5.90" 2.60"
WEIGHT	2.70 Lbs		3.95 Lbs

MDX SERIES MINI AMPLIFIER 4 Channel



MODEL	MDX1200.4 1Ω	MDX2000.4 1Ω	MDX2000.4 2Ω
CHANNELS	4	4	4
RMS POWER AT 1 OHM 14V	---	4x 500 Watts	---
RMS POWER AT 2 OHM 14V	4x 300 Watts	4x 320 Watts	4x 500 Watts
RMS POWER AT 4 OHMS 14V	4x 200 Watts	---	4x 330 Watts
BRIDGED RMS POWER AT 4 OHMS 14V	---	2x 1000 Watts	2x 1000 Watts
BRIDGED RMS POWER AT 2 OHMS 14V	2x 600 Watts	---	---
SUPPLY VOLTAGE	8-16 Volts	8-16 Volts	
FREQUENCY RESPONSE	10 - 20,000 Hz	10 - 22,000 Hz	
DIMENSIONS (W x D x H)	6.75" x 5.90" 2.60"	9.00" x 5.90" x 2.60"	
WEIGHT	2.75 Lbs	3.85 Lbs	

RS Series

The RS Series is designed for SPL competitors or those looking to bang harder on their daily systems. This Class-D monoblock amplifier has an overbuilt power supply with true copper to provide optimum bass response.

Amplifiers

RS SERIES



MODEL	RS500 BASS 1Ω	RS500 BASS 2Ω	RS900 BASS 1Ω	RS900 BASS 2Ω	RS3200 BASS 1Ω	RS8200 BASS 1Ω
CHANNELS	1	1	1	1	1	1
RMS POWER AT 1 OHM 14V	500 Watts	---	900 Watts	---	3200 Watts	8200 Watts
RMS POWER AT 2 OHM 14V	350 Watts	500 Watts	550 Watts	900 Watts	2100 Watts	4900 Watts
RMS POWER AT 4 OHMS 14V	---	345 Watts	---	540 Watts	---	---
SUPPLY VOLTAGE	9-16 Volts		9-16 Volts		9-16 Volts	9-16 Volts
FREQUENCY RESPONSE	5 - 200 Hz		5 - 200 Hz		5 - 200 Hz	5 - 250 Hz
DIMENSIONS (W x D x H)	4.75" x 6.25" x 2.25"		6" x 6.25" x 2.25"		10.50" x 8.50" x 3.25"	17.50" x 8.50" x 3.25"
WEIGHT	2 Lbs		2.70 Lbs		8.20 Lbs	16 Lbs



QS Series



The QS Series amplifiers are designed for mids and highs applications, to power high power stuntwalls, custom door panels or any large system that requires clearer, louder sound for PRO Audio loudspeakers.

QS SERIES



MODEL	QS400.4 2Ω	QS800.4 2Ω	QS1200.4 2Ω	QS2000 1Ω	QS2000 2Ω	QS3000 1Ω	QS3000 2Ω
CHANNELS	4	4	4	1	1	1	1
RMS POWER AT 1 OHM 14V	---	---	---	2000 Watts	---	3000 Watts	---
RMS POWER AT 2 OHM 14V	4x 100 Watts	4x 220 Watts	4x 310 Watts	1600 Watts	2000 Watts	2100 Watts	3000 Watts
RMS POWER AT 4 OHMS 14V	4x 70 Watts	4x 140 Watts	4x 160 Watts	---	1500 Watts	---	2200 Watts
BRIDGED RMS POWER AT 4 OHMS 14V	2x 200 Watts	2x 450 Watts	2x 600 Watts	---	---	---	---
SUPPLY VOLTAGE	9-15 Volts	9-15 Volts	9-15 Volts	9-16 Volts		9-16 Volts	
FREQUENCY RESPONSE	20 - 25,000 Hz	20 - 25,000 Hz	20 - 24,000 Hz	20 - 20,000 Hz		20 - 20,000 Hz	
DIMENSIONS (W x D x H)	4" x 5.40" x 2"	8" x 7.90" x 2.65"	8.42" x 7.90" x 2.65"	8.66" x 7.40" x 3.00"		8.66" x 7.30" x 3.00"	
WEIGHT	1.18 Lbs	3.80 Lbs	4.50 Lbs	4.80 Lbs		5.10 Lbs	

QS SERIES



MODEL	QS5000 1Ω	QS5000 2Ω	QS7000 1Ω	QS7000 2Ω	QS9000 1Ω	QS9000 2Ω	QS16000 1Ω
CHANNELS	1	1	1	1	1	1	1
RMS POWER AT 1 OHM 14V	5000 Watts	---	7000 Watts	---	9000 Watts	---	16,000 Watts
RMS POWER AT 2 OHM 14V	3400 Watts	5000 Watts	4400 Watts	7000 Watts	6400 Watts	9000 Watts	10,000 Watts
RMS POWER AT 4 OHMS 14V	---	3500 Watts	---	4500 Watts	---	6200 Watts	---
SUPPLY VOLTAGE	9-16 Volts		9-16 Volts		9-16 Volts		9-16 Volts
FREQUENCY RESPONSE	20 - 15,000 Hz		20 - 15,000 Hz		20 - 15,000 Hz		20 - 10,000 Hz
DIMENSIONS (W x D x H)	12.00" x 10.25" x 3.00"		17.25" x 10.25" x 3.00"		20.00" x 10.25" x 3.00"		24.25" x 10.25" x 3.00"
WEIGHT	9.50 Lbs		13.90 Lbs		16.30 Lbs		21 Lbs

High Frequency Compression Driver 1" Exit



MODEL	D280Ti-S	D250Ti-S	WG250Ti	DT175Ph-S	WG175Ph	WG175Py-Nd-4
THROAT DIAMETER / TYPE	1" Screw-on	1" Screw-on	1" Combo	1" Screw-on	1" Combo	1" Combo
CONTINUOUS PROGRAM POWER (RMS)	160 Watts	100 Watts	100 Watts	150 Watts	150 Watts	150 Watts
SENSITIVITY (1W/1M)	109 dB	105 dB	105 dB	108 dB	108 dB	107 dB
FREQUENCY RANGE AT -10 dB	1,300 - 20,000 Hz	1,800 - 20,000 Hz	1,800 - 20,000 Hz	1,300 - 19,000 Hz	1,300 - 16,000 Hz	1,600 - 20,000 Hz
MIN. CROSSOVER POINT AT 12 dB/OCT	1,800 Hz	2,000 Hz	2,000 Hz	3,000 Hz	3,000 Hz	1,800 Hz
VOICE COIL DIAMETER	1.75"	1.40"	1.40"	1.00"	1.00"	1.00"
NOMINAL IMPEDANCE	8 Ω	8 Ω	8 Ω	8 Ω	8 Ω	4 Ω
DIAPHRAGM TYPE	Titanium	Titanium	Titanium	Phenolic	Phenolic	Polyimide

Mid Range Compression Driver 1" Exit



MODEL	D290Py-S	D275Ph-S	WGP275Ph	D270Ph-S	WG270Ph
THROAT DIAMETER	1" Screw-on	1" Screw-on	1" Combo	1" Screw-on	1" Combo
CONTINUOUS PROGRAM POWER (RMS)	180 Watts	200 Watts	200 Watts	150 Watts	150 Watts
SENSITIVITY (1W/1M)	109 dB	107 dB	106 dB	107.5 dB	106.5 dB
FREQUENCY RANGE AT -10 dB	650 - 19,000 Hz	500 - 6,500 Hz	500 - 6,500 Hz	400 - 8,000 Hz	600 - 8,000 Hz
MIN. CROSSOVER POINT AT 12 dB/OCT	1,000 Hz	500 Hz	500 Hz	500 Hz	500 Hz
VOICE COIL DIAMETER	1.75"	2.00"	2.00"	2.00"	2.00"
NOMINAL IMPEDANCE	8 Ω	8 Ω	8 Ω	8 Ω	8 Ω
DIAPHRAGM TYPE	Polyimide	Phenolic	Phenolic	Phenolic	Phenolic

1" Waveguides

UV AND SCRATCH RESISTANT

MODEL	WG11-25
THROAT DIAMETER	1" Screw-on
OVERALL SIZE	4.50" X 4.50"
MOUNTING DEPTH	2.71"



MODEL	WG08-25
THROAT DIAMETER	1" Screw-on
SIZE (WxHxD)	3.31" x 3.31" x 1.95"
MOUNTING DEPTH	1.72"



MODEL	WGP14-25 CR-S
THROAT DIAMETER	1" Screw-on
OVERALL SIZE	6.09" X 6.09"
MOUNTING DEPTH	3.98"



MODEL	WG17-25
THROAT DIAMETER	1" Screw-on
SIZE (WxHxD)	6.32" x 5.57" x 4.05"
MOUNTING DEPTH	3.18"



MODEL	WG23-25
THROAT DIAMETER	1" Screw-on
SIZE (WxHxD)	5.30" x 10" x 5.67"
MOUNTING DEPTH	4.84"



Super Tweeters



MODEL	TW1000Ph	TW700Ti	TW700Ti-CR	TW700Ti WHITE	TW500My-Nd	TW350Ti v2
TYPE	Super Tweeter		Super Tweeter		Super Tweeter	Super Tweeter
CONTINUOUS PROGRAM POWER (RMS)	200 Watts		240 Watts		150 Watts	120 Watts
SENSITIVITY (1W/1M)	106 dB		107 dB		108 dB	105 dB
FREQUENCY RANGE AT -10 dB	4,000 - 20,000 Hz		3,500 - 20,000 Hz		3,500 - 19,000 Hz	4,500 - 20,000 Hz
MIN. Crossover POINT AT 12 dB/OCT	5,000 Hz		5,000 Hz		4,000 Hz	5,000 Hz
VOICE COIL DIAMETER	1.83"		1.50"		1.25"	1.00"
NOMINAL IMPEDANCE	8 Ω		8 Ω		8 Ω	8 Ω
DIAPHRAGM TYPE	Phenolic		Titanium		Mylar	Titanium

Super Tweeters



MODEL	TW450Ti-Nd-4	TW400Ti-Nd-4 v2	TW400Ti-Nd-4 SLIM	TW400Ti-Nd-4 SLIM WHITE	TW400Ti-Nd-4 PRO
TYPE	Super Tweeter	Super Tweeter	Super Tweeter	Super Tweeter	Super Tweeter
CONTINUOUS PROGRAM POWER (RMS)	120 Watts	120 Watts	120 Watts	120 Watts	120 Watts
SENSITIVITY (1W/1M)	107 dB	106 dB	105 dB	105 dB	106 dB
FREQUENCY RANGE AT -10 dB	4,500 - 20,000 Hz	4,500 - 20,000 Hz	4,500 - 20,000 Hz	4,500 - 20,000 Hz	4,500 - 20,000 Hz
MIN. Crossover POINT AT 12 dB/OCT	6,000 Hz	6,000 Hz	6,000 Hz	6,000 Hz	6,000 Hz
VOICE COIL DIAMETER	1.00"	1.00"	1.00"	1.00"	1.00"
NOMINAL IMPEDANCE	4 Ω	4 Ω	4 Ω	4 Ω	4 Ω
DIAPHRAGM TYPE	Titanium	Titanium	Titanium	Titanium	Titanium

Super Tweeters



MODEL	TW700Ti-4 SLIM	TW350Ti-4	TW350Ti-4 SLIM	TW150SD-4	TW100SD-4
TYPE	Super Tweeter	Super Tweeter	Super Tweeter	Soft Dome Tweeter	Soft Dome Tweeter
CONTINUOUS PROGRAM POWER (RMS)	200 Watts	120 Watts	120 Watts	120 Watts	100 Watts
SENSITIVITY (1W/1M)	105 dB	105 dB	104 dB	94 dB	92 dB
FREQUENCY RANGE AT -10 dB	4,500 - 20,000 Hz	4,500 - 20,000 Hz	4,500 - 20,000 Hz	2,000 - 20,000 Hz	2,000 - 20,000 Hz
MIN. Crossover POINT AT 12 dB/OCT	5,000 Hz	5,000 Hz	5,000 Hz	3,500 Hz	3,500 Hz
VOICE COIL DIAMETER	1.50"	1.00"	1.00"	1.1"	1.00"
NOMINAL IMPEDANCE	4 Ω	4 Ω	4 Ω	4 Ω	4 Ω
DIAPHRAGM TYPE	Titanium	Titanium	Titanium	Silk	Silk

2" Exit Compression Drivers

High Frequency Compression Driver 2" Exit



MODEL	D4400Ti	D4400Ti-Nd	D3500TiH-Nd	D3220Ti	D3220TiH-Nd	D3220Ti-Nd
THROAT DIAMETER / TYPE	2" Bolt-on	2" Bolt-on	2" Bolt-on	2" Bolt-on	2" Bolt-on	2" Bolt-on
CONTINUOUS PROGRAM POWER (RMS)	400 Watts	400 Watts	300 Watts	300 Watts	220 Watts	300 Watts
SENSITIVITY (1W/1M)	110 dB	110 dB	110 dB	108 dB	109 dB	110 dB
FREQUENCY RANGE AT -10 dB	1,000 - 17,000 Hz	1,300 - 17,000 Hz	800 - 18,000 Hz	1,200 - 17,000 Hz	800 - 19,000 Hz	1,600 - 19,000 Hz
MIN. CROSSOVER POINT AT 12 dB/OCT	1,600 Hz	1,600 Hz	900 Hz	1,400 Hz	900 Hz	1,600 Hz
VOICE COIL DIAMETER	4.00"	4.00"	3.50"	3.00"	3.00"	3.00"
NOMINAL IMPEDANCE	8 Ω	8 Ω	8 Ω	8 Ω	8 Ω	8 Ω
DIAPHRAGM TYPE	Titanium	Titanium	Hybrid - Titanium + Mylar	Titanium	Hybrid - Titanium + Mylar	Titanium

Mid Range Compression Driver 2" Exit



MODEL	D4500Ph	D4500Ph-Nd	D4400Ph	D4400Ph-Nd v2	D3220Ph	D3220Ph-Nd	D2200Ph
THROAT DIAMETER / TYPE	2" Bolt-on	2" Bolt-on	2" Bolt-on	2" Bolt-on	2" Bolt-on	2" Bolt-on	2" Bolt-on
CONTINUOUS PROGRAM POWER (RMS)	500 Watts	500 Watts	400 Watts	400 Watts	300 Watts	300 Watts	200 Watts
SENSITIVITY (1W/1M)	108 dB	110 dB	109 dB	109 dB	108 dB	109 dB	107 dB
FREQUENCY RANGE AT -10 dB	450 - 6,000 Hz	450 - 7,000 Hz	600 - 7,000 Hz	450 - 7,500 Hz	650 - 7,500 Hz	600 - 7,500 Hz	800 - 9,000 Hz
MIN. CROSSOVER POINT AT 12 dB/OCT	600 Hz	600 Hz	700 Hz	700 Hz	800 Hz	800 Hz	800 Hz
VOICE COIL DIAMETER	4.00"	4.00"	4.00"	4.00"	3.00"	3.00"	2.00"
NOMINAL IMPEDANCE	8 Ω	8 Ω	8 Ω	8 Ω	8 Ω	8 Ω	8 Ω
DIAPHRAGM TYPE	Phenolic	Phenolic	Phenolic	Phenolic	Phenolic	Phenolic	Phenolic

Combos 2" Exit



MODEL	WG2500Ti	WG2500Py SLIM	WG2200Ph SLIM	WG2000Py SLIM
THROAT DIAMETER / TYPE	2" Bolt-on Driver + Horn	2" Bolt-on Driver + Horn	2" Bolt-on Driver + Horn	2" Bolt-on Driver + Horn
CONTINUOUS PROGRAM POWER (RMS)	200 Watts	200 Watts	200 Watts	150 Watts
SENSITIVITY (1W/1M)	107 dB	107 dB	107 dB	107 dB
FREQUENCY RANGE AT -10 dB	1,200 - 17,000 Hz	800 - 17,000 Hz	800 - 9,000 Hz	1,000 - 17,000 Hz
MIN. CROSSOVER POINT AT 12 dB/OCT	1,700 Hz	900 Hz	800 Hz	1,000 Hz
VOICE COIL DIAMETER	2.50"	2.50"	2.00"	2.00"
NOMINAL IMPEDANCE	8 Ω	8 Ω	8 Ω	8 Ω
DIAPHRAGM TYPE	Titanium	Polyimide	Phenolic	Polyimide

2" Waveguides

UV AND SCRATCH RESISTANT

MODEL	WGP14-50PR
THROAT DIAMETER	2" Bolt-On
OVERALL SIZE	5.53" x 5.53"
MOUNTING DEPTH	5.00" (127 mm)



MODEL	WGP14-50 WHITE
THROAT DIAMETER	2" Bolt-On
OVERALL SIZE	6.92" x 6.92"
MOUNTING DEPTH	5.02"




Chrome

MODEL	WGP14-50
THROAT DIAMETER	2" Bolt-On
OVERALL SIZE	6.92" x 6.92"
MOUNTING DEPTH	5.02"



X Series

MODEL	WGP14-50X
THROAT DIAMETER	2" Bolt-On
SIZE (WxHxD)	6.16" x 6.16" x 4.37"
MOUNTING DEPTH	3.86"



MODEL	WGP14-50X SLIM
THROAT DIAMETER	2" Bolt-On
SIZE (WxHxD)	6.14" x 6.14" x 2.97"
MOUNTING DEPTH	2.67"



*Patent #29/842,663

Dual Color

MODEL	WGP14-50
THROAT DIAMETER	2" Bolt-On
OVERALL SIZE	6.92" x 6.92"
MOUNTING DEPTH	5.02"




Dual Tone

MODEL	WGP14-50
THROAT DIAMETER	2" Bolt-On
OVERALL SIZE	6.92" x 6.92"
MOUNTING DEPTH	5.02"



MODEL	WGP22-50X
THROAT DIAMETER	2" Bolt-On
OVERALL SIZE	9.01" x 9.01"
MOUNTING DEPTH	10.32"



MODEL	WGP22-50
THROAT DIAMETER	2" Bolt-On
OVERALL SIZE	9.01" x 9.01"
MOUNTING DEPTH	10.32"



MODEL	WGP22-50PR
THROAT DIAMETER	2" Bolt-On
OVERALL SIZE	6.60" x 6.60"
MOUNTING DEPTH	9.40" (239 mm)



MODEL	WGP26-50
THROAT DIAMETER	2" Bolt-On
SIZE (WxHxD)	11.65" x 6.73" x 10.43"
MOUNTING DEPTH	10.08"



CHUCHERO®

The PRV 210-290 Chuchero® is a loudspeaker system designed for the car audio enthusiast who wants great sound and easy installation. No modification is necessary for this speaker box!

The Chuchero® speaker box is a complete system designed to work with a small amplifier. The push terminal connection on the side makes it easy to remove or install it in your car.

Chuchero® is a registered trademark by PRV Audio Brazil.



MODEL	PRV210-290
RECOMMENDED HIGH PASS FILTER	95 Hz
NOMINAL POWER HANDLING	400 Watts
CONTINUOUS PROGRAM POWER (RMS)	800 Watts
RECOMMENDED AMPLIFIER IMPEDANCE	2Ω
FREQUENCY RESPONSE(+/-3DB) @ - 10DB	65 - 18,000 Hz
CABINET FINISH	Black Carpet
SIZE	29" W x 12" H x 9" D
WEIGHT	45 Lbs / 20.4 Kg



Grills



MODEL	6GRILL-POLY	8GRILL-POLY	6GRILL-ALUM	8GRILL-ALUM	69GRILL-POLY	6GRILL-MESH	8GRILL-MESH
SIZE	6.5"	8"	6.5"	8"	6x9"	6.5"	8"
FRAME MATERIAL	Polyethylene	Polyethylene	Aluminum	Aluminum	Polyethylene	Polyethylene	Polyethylene

*Screws included for all grills

Power Supply / Chargers



MODEL	SC-50AMP	SC-120AMP
AC INPUT VOLTAGE	BIVOLT AUTOMATIC (120/220VAC)	BIVOLT AUTOMATIC (120/220VAC)
AC INPUT VOLTAGE 127V	100 - 140v AC	100 - 140v AC
AC INPUT VOLTAGE 220V	170 - 250v AC	170 - 250v AC
MAXIMUM OUTPUT CURRENT	50A	120A
EFFICIENCY	84%	86%
MAXIMUM INPUT CURRENT 127V	10A	23A
MAXIMUM INPUT CURRENT 220V	6A	13A
INTERNAL BREAKER	16A	25A
OUTPUT VOLTAGE	12.5v to 14.4v ± 1%	12.5v to 14.4v ± 1%
DIMENSION (WxDxH)	7.70" x 7.33" x 2.95"	12" x 7.33" x 2.95"
WEIGHT	3.20Lbs	5.65 Lbs

TECHNOISE®

Carefully engineered and produced from selected materials, PRV Technoise® cables won't let you down. A successful performance does not come easily. The snake cable provides convenient means of connecting multiple EQs and Crossovers with the same destination.

Technoise® is a registered trademark by PRV Audio Brazil.

MODEL	SNAKE 10RCA-30
CABLE LENGTH	30 Feet
CABLE THICKNESS	17 mm
NUMBER OF RCA	10
RCA GAUGE	22 Gauge
NUMBER OF POWER WIRES	3
POWER WIRE GAUGE	12 Gauge



MODEL	SNAKE 10RCA-50
CABLE LENGTH	50 Feet
CABLE THICKNESS	17 mm
NUMBER OF RCA	10
RCA GAUGE	22 Gauge
NUMBER OF POWER WIRES	3
POWER WIRE GAUGE	12 Gauge



RCA CABLES



MODEL	SC-Y1M PRO	SC-Y1F PRO	SC-1FT PRO	SC-3FT PRO	SC-6FT PRO	SC-10FT PRO	SC-20FT PRO
CABLE LENGTH	6"	6"	1 FT	3 FT	6 FT	10 FT	20 FT
TYPE	1 Male to 2 Female Y RCA Audio Signal Cable	1 Female to 2 Male Y RCA Audio Signal Cable	2 Channel OFC RCA Signal Cable	2 Channel OFC RCA Signal Cable	2 Channel OFC RCA Signal Cable	2 Channel OFC RCA Signal Cable	2 Channel OFC RCA Signal Cable

ALL COLORS AVAILABLE IN 2/0, 1/0, 4 AND 8 AWG

100% COPPER OFC WIRES



	ORANGE	BLACK	AMBER GOLD	NEON GREEN	ELECTRIC BLUE	TINTED GREY	CLEAR
2/0 GAUGE	PW00AWG	PW00AWG	PW00AWG	PW00AWG	PW00AWG	PW00AWG	PW00AWG
1/0 GAUGE	PW0AWG	PW0AWG	PW0AWG	PW0AWG	PW0AWG	PW0AWG	PW0AWG
4 GAUGE	PW4AWG	PW4AWG	PW4AWG	PW4AWG	PW4AWG	PW4AWG	PW4AWG
8 GAUGE	PW8AWG	PW8AWG	PW8AWG	PW8AWG	PW8AWG	PW8AWG	PW8AWG

TECHNOISE®

The PRV Technoise® cables are dense and incredibly flexible, making them easy to install and providing outstanding performance.




- Made from pure oxygen-free non-recycled virgin copper.
- True size - meets the AWG (American Wire Gauge) industry standard requirements.
- Built to perform in extreme temperatures with minimum power loss.
- Soft-touch ultra-flexible PVC casing that allows positioning in tight spaces.

RECOMMENDED CABLE SIZE FOR YOUR AMPLIFIER

WATTS	0-3 FEET	4-5 FEET	6-7 FEET	8-9 FEET	10-12 FEET	13-15 FEET	15-18 FEET
0-500W	PW8AWG	PW8AWG	PW8AWG	PW8AWG	PW8AWG	PW8AWG	PW8AWG
500-800W	PW8AWG	PW8AWG	PW8AWG	PW8AWG	PW4AWG	PW4AWG	PW4AWG
800 - 1,500W	PW4AWG	PW4AWG	PW4AWG	PW4AWG	PW4AWG	PW0AWG	PW0AWG
1,500 - 2,500W	PW4AWG	PW4AWG	PW4AWG	PW0AWG	PW0AWG	PW0AWG	PW0AWG
2,500 - 5,000W	PW4AWG	PW4AWG	PW0AWG	PW0AWG	PW0AWG	PW0AWG	X
5,000 - 7,000W	PW0AWG	PW0AWG	PW0AWG	PW0AWG	PW0AWG	X	X
7,000 - 10,000W	PW0AWG	PW0AWG	PW0AWG	PW0AWG	X	X	X
10,000 - 16,000W	PW0AWG	PW0AWG	PW0AWG	X	X	X	X

X = Not Recommended



12V Crossover / DSP / Equalizers



- 7-BAND GRAPHIC EQUALIZER
- 6 CHANNEL / 15V RCA OUTPUTS
- WHITE / ORANGE LIGHTS



- DIGITAL SIGNAL PROCESSOR
- 2 INPUT CHANNELS / 4 OUTPUT CHANNELS
- BUILT-IN REMOTE OUT (SEQUENCER)



- DIGITAL SIGNAL PROCESSOR
- 2 INPUT CHANNELS / 8 OUTPUT CHANNELS
- BUILT-IN REMOTE OUT (SEQUENCER)



- 3-WAY ELECTRONIC CROSSOVER
- 2 INPUT CHANNELS
- 3 OUTPUT CHANNELS



- 4-WAY ELECTRONIC CROSSOVER
- 3 INPUT CHANNELS
- 4 OUTPUT CHANNELS

MODEL	EQ7-15
NUMBER OF BANDS	7 Band Equalizer (-12 dB to +12 dB)
ADJUSTABLE BANDS	50Hz, 125Hz, 320Hz, 750Hz, 2.2kHz, 6kHz, 16kHz
EQ ADJUSTMENT	-12dB to +12dB
FREQUENCY RESPONSE	10Hz to 50kHz
MAXIMUM OUTPUT VOLTAGE	15 Volts
THD / S/N RATIO	0.005% / 100dB
STEREO SEPARATION	82dB/1kHz
HEADROOM	20dB
OPERATING VOLTAGE	11 to 15 volts
INPUT SENSITIVITY	50mV to 3V
OVERALL SIZE	7.22" wide x 5" deep x 1" height
MOUNTING CUTOUT	7" wide by 1" height

MODEL	DSP 2.4X
GRAPHIC EQUALIZER	15 Band
PARAMETRIC EQUALIZER OUTPUT	4 / 1 per Channel
CROSSOVER BUTTERWORTH (dB/8°)	12/18/24/36/48
CROSSOVER LINKWITZ-RILEY (dB/8°)	12/18/24/36/48
LIMITER	Yes
AUTOMATIC ATTACK/RELEASE	Yes
DELAY	0 to 8 ms (275 cm)
FREQUENCY GENERATOR	10Hz – 22kHz, Level -60 at 0dB
SUPPLY VOLTAGE	9V – 16V DC
DIMENSIONS (H x W x L)	1.45"x 7.87" x 3.97"
WEIGHT	1 Lb

MODEL	DSP 2.8X
GRAPHIC EQUALIZER	15 Band
PARAMETRIC EQUALIZER OUTPUT	8 / 1 per Channel
CROSSOVER BUTTERWORTH (dB/8°)	12/18/24/36/48
CROSSOVER LINKWITZ-RILEY (dB/8°)	12/18/24/36/48
LIMITER	Yes
AUTOMATIC ATTACK/RELEASE	Yes
DELAY	0 to 8 ms (275 cm)
FREQUENCY GENERATOR	10Hz – 22kHz, Level -60 at 0dB
SUPPLY VOLTAGE	10V – 15V DC
DIMENSIONS (H x W x L)	1.45"x 7.87" x 3.97"
WEIGHT	1 Lb

MODEL	EX3.5 STEREO
HIGH OUT CHANNEL	High Pass – 8000Hz / 4000Hz / 2000Hz / 900Hz (12dB/8a)
MID OUT CHANNEL	High Pass – 250Hz / 150Hz / 80Hz / FLAT (12dB/8a) Low Pass – 8000Hz / 4000Hz / 2000Hz / FLAT
SUB OUT CHANNEL	Low Pass – 250Hz / 150Hz / 80Hz / FLAT (12dB/8a) Bass Boost – 25Hz – 110Hz (0 – +12dB; 45Hz)
MAXIMUM OUTPUT VOLTAGE	9V RMS
MAXIMUM INPUT VOLTAGE	4V RMS
SUPPLY VOLTAGE	10V – 16V DC
CURRENT CONSUMPTION	200mA
DIMENSIONS (H x W x L)	1.30" x 9.25" x 6.30"
WEIGHT	1.45 Lbs

MODEL	EX4.6 PRO
HIGH OUT CHANNEL	High Pass – 400Hz – 10KHz (12dB/8a)
MID HIGH OUT CHANNEL	High Pass – 150Hz – 5KHz (12dB/8a)
MID LOW OUT CHANNEL	High Pass – 25Hz – 3KHz (12dB/8a)
SUB OUT CHANNEL	Low Pass – 50Hz – 250KHz (12dB/8a) Bass Boost – 25Hz – 110Hz (0 – +12dB; 45Hz)
MAXIMUM OUTPUT VOLTAGE	9V RMS
MAXIMUM INPUT VOLTAGE	4V RMS
SUPPLY VOLTAGE	10V – 16V DC
CURRENT CONSUMPTION	200mA
DIMENSIONS (H x W x L)	1.30" x 9" x 6.30"
WEIGHT	1.45 Lbs



About Us

At PRV Audio, our mission is to design, create, and introduce new Pro Audio and Car Audio products that combine craft, technical knowledge, and design skills with marketing know-how.

Founded in 2006 by a Brazilian group of engineers and executives, PRV Audio started out with a compact line of transducers created for the Brazilian market, and has since grown exponentially, to become one of the most innovative manufacturers of Pro Audio and Car Audio products. In 2009, PRV Audio opened a subsidiary in Fort Lauderdale, Florida, to better serve growing international demand, and is currently present in more than 64 countries worldwide.

In early 2018, Executive Director Daniel Costa became the majority shareholder of PRV Audio Group, moving company headquarters from Sao Leopoldo, RS, Brazil to Fort Lauderdale, Florida, where today both R&D departments in Brazil, as well as production facilities around the world, are managed. Under his leadership, this energetic and passionate team is dedicated to worldwide sales, distribution, and marketing of PRV Audio products for every lifestyle.

The Research & Development Team

Based out of Brazil, PRV AUDIO's R&D team is headed by Senior Chief Engineer Acir Ozelame, and is responsible for the development of new technologies and continuous innovation of the PRV Audio Line of products, which is constantly improved based on customer feedback.

The R&D Team is also responsible for closely overseeing PRV Audio's manufacturing facilities, guaranteeing the uncompromising quality you've come to expect.

The fast growth and expansion to international markets brought the need to develop a wide variety of products for different applications, while remaining competitive in a globalized market.

PRV Audio's manufacturing had to become more dynamic to accommodate global demand, expanding meticulously to ensure consistent results by top-level factories in Brazil, China and Italy, and enabling PRV Audio to deliver only the best to the market.

Design

PRV Audio's engineers bring years of experience in many facets of the Audio Industry, and their knowledge translates to unique products. Using design tools such as Solid Edge, a 3D CAD for technical drawing, and FEMM (Finite Element Method Magnetics) to simulate the magnetic field in the loudspeaker motor, PRV Audio has pushed the limits of these tools to achieve maximum efficiency and to develop cutting-edge loudspeakers that exceed customer expectations.

Testing and Listening

Every new product is subject to meticulous testing. Unlike other companies that use measurement systems that focus their data acquisition on a single technique, PRV Audio uses CLIO 12, a multi-measure, fully integrated hardware/software platform, resulting in a significant advantage over the competition. This allows PRV Audio to provide reliable, functional, and long-lasting products that only reach the market after they have been extensively tested in the lab and on the field, guaranteeing that the PRV Audio customer will have access only to the best quality products.

www.prvaudio.com

PROAudioOnWheels 

TEAM **PRV** MEMBERS

MAKE IT OFFICIAL: JOIN TEAM PRV!

APPLY TODAY TO BECOME A TEAM PRV MEMBER, AND ENJOY SPECIAL BENEFITS, LIKE AN EXCLUSIVE PRV T-SHIRT, AN OFFICIAL TEAM MEMBER CARD, AND ADVANCE NOTICES TO ALL PRV AUDIO MONTHLY SALES, SPECIAL PROMOTIONS AND SPONSORED EVENTS.



 **UPGRADE TODAY, HEAR THE DIFFERENCE™**